


Technical Data Sheet



PA45 SERIES POWER TAKE-OFF

Low Ratio, Heavy Duty Side Mounted Hotshift PTO

The 45 series is a truck mountable constant mesh hotshift PTO, actuated electrically by 12V or 24V, designed to suit 6 bolt SAE transmission openings on certain Allison and Aisin automatic transmissions fitted to trucks with gross vehicle weights greater than 3.5T.

Suits:

Allison AT, HT, MT, 1000, 2000, 2100, 2200, 2400 and 2500 series transmissions.

Aisin 450-43LE, A443E, A465, A860E, MY400 and MY600 series transmissions.

(Refer to the eGuide Configurator on www.hydreco.com for confirmation and details)

Product Features

- **Output Speeds 98.8 to 105.9% of Engine Speed (Allison Transmissions)**
- **Output Speeds 84.7 to 114.6% of Engine Speed (Aisin Transmissions)**
To provide flexibility in output values.
- **Large Range of Outputs**
For flexibility in applications.
- **Viton Seals and O-Rings**
For compatibility with high temp conditions.
- **Internal Clutch System**
For effortless engagement on the go.
- **Low Profile**
For easier installation on narrow chassis'.
- **Pressure Switch Standard**
No need to add on later if required.
- **Ideal For Applications With Frequent Engagements**

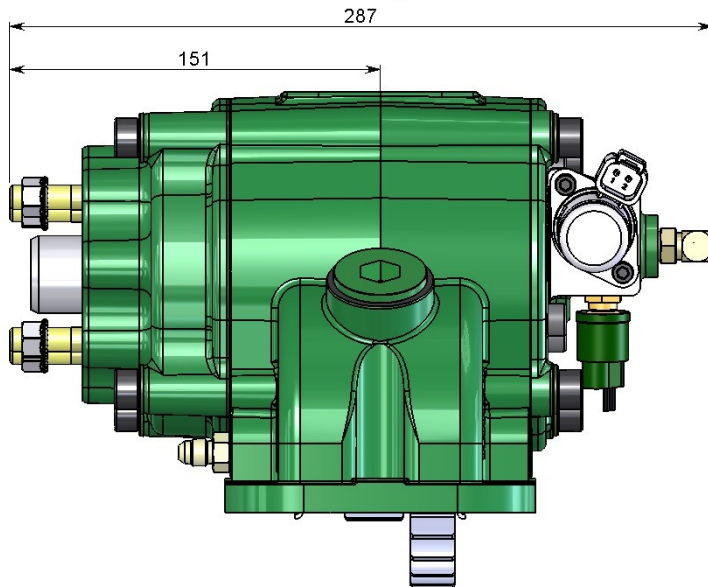
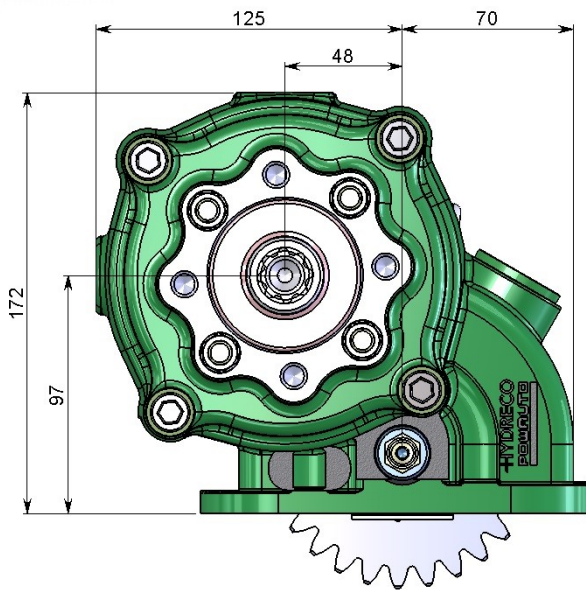


HYDRECO
a member of **DAIKIN** group



www.hydreco.com

Technical Data Sheet



PTO DESIGNATION CODES

45 Series

PA 45-3 BJ L11 F 13 *

Identifier

PA = PTO Side Mount

PTO Series

45

Ratio

2, 3, 5, 7 etc

Gear Type

BJ, B, JA

Build

L = Left side of transmission

R = Right side of transmission

1 = Selector to top / Bias to bottom

2 = Selector to bottom / Bias to top

1 = Centre to front

(Position of gear in transmission)

Engagement Type

F = Electric / Hydraulic 12V

G = Electric / Hydraulic 24V

J = Hydraulic - Ready for remotely mounted control kit

L = J + 12V Control Kit (CK182A)

M = J + 24V Control Kit (CK182B)

Output Type

08 = 8T Powauto Hydraulic Spline

09 = 14T 12/24 30° Spline + 35 x 60 Flange

10 = 14T 12/24 30° Spline + 1310 Flange

11 = 14T 12/24 30° Spline + 1410 Flange

13 = 13T SAE B Hydraulic Spline + SAE B Pump Mount

23 = 8T Ø36 DIN 5462 Spline - Female and DIN Mount

Other outputs available on request, subject to MOQ.

Manufacturers Code

B = With Mounting Kit

C = With Mounting Kit & PTO Control Kit

CX = With Mounting Kit & PTO Control Kit & Special Machining

Technical Specifications		ALLISON		AISIN	
Ratings & Service Parts		PA45-2BJ	PA45-3BJ	PA45-5JA	PA45-7JA
Torque	Nm / ft.lb	340 / 250	340 / 250	220 / 162 *	220 / 162 *
Output Speed	% Engine	98.77	105.91	100.76 #	114.62 #
Power @ 1000 rpm	kW / hp	35.6 / 47.8		23.0 / 30.9	
Output Shaft Rotation		Same As Engine			
Approximate Bare Mass	kg / lb	20.0 / 44.0			
Mounting Kit		MK1179C or D (Hino)		MK1158A	
Mounting Gasket Kit		GK001			
Seal Kit		SK113			
Bearing Kit		BK113			

* Torque rating limited by the transmission gear capacity

Speed based on Aisin A465 Transmission

Note: For full details refer to the owners manual or the eGuide configurator found at www.hydreco.com/

Doc: PA45—08/24



HYDRECO
a member of **DAIKIN** group



www.hydreco.com